

**How To Do**


**a**

**D B Q**

# A Dazzling D.B.Q. Is Like a Tasty Hamburger



# The Introductory Paragraph



The "Top Bun" of your essay!

4-6 sentences

# The Introductory Paragraph

1. Establish TIME & PLACE.
2. Create a clear, THESIS STATEMENT.  
[underline or highlight it!]
3. Allude to the SUB-TOPICS or categories you will discuss to support your thesis statement.
4. Focus on the question at hand—do NOT begin with a “flowery” sentence!
5. No “laundry list!”

# The "Meat" Paragraphs



The "tasty" part of your essay!

8-12 sentences+ per paragraph

# The "Meat" Paragraphs

1. Identify your sub-topic or category in the first sentence.
2. Include the documents that are relevant to support the ideas in the paragraph.
3. Use most of the documents given.
4. Bring in supportive outside information, label it. This is critical!!  
\* o.i.'s = "outside information"
5. Why were these documents selected?

# Questions to Ask Yourself About the Documents

1. Attribution → Who is this person?
2. Why might they be significant?
3. What is the point of view (POV) of the author?
4. How reliable and accurate is the source?
5. What is the tone or intent of the document author?
6. What other information does this document call to mind? Use all available clues.

*Remember, docs. can be used in a variety of ways!*


# How to Reference a Document in Your Essay

1. Thomas Paine, in his pamphlet, *Common Sense*, said: "....." (Doc 1)
2. Joe Shmoe, a mid-Western delegate to the Republic convention in 1912, agreed with.... (Doc 3)
3. The 19c historian, Frederick Jackson Turner, felt that ..... (Doc. E)

NEVER begin with: In Document 3, ....



# The Concluding Paragraph







The "Bottom Bun" of your essay!


It holds it all together!

3-4 sentences

# The Concluding Paragraph

1. Start with a “concluding phrase.”
2. Restate your thesis statement a bit differently.
3. Put your essay answer in a larger historical perspective.
  -  End of some trend/movement/idea, etc.
  -  Beginning of some trend/movement/idea
  -  End of one & beginning of another.
  -  Do NOT end on the note that this is the reason we are where we are today!

# Put It All Together, And . . . .



**Ummmmm, ~~Burger!~~**



**I Mean, ~~A Perfect-Essay!~~**

**Now, After You Complete  
Your Document Questions,  
Go Home & Write Your  
Essay And  
Dazzle Me  
With Your Brilliance!**



**YOU**

**CAN**

**DO**

**IT!!**