



TEACHING WITH NOTABILITY

What is Notability?

Notability is a note taking app that allows you to annotate, create, type, write, draw, speak, organize and share your notes with others.

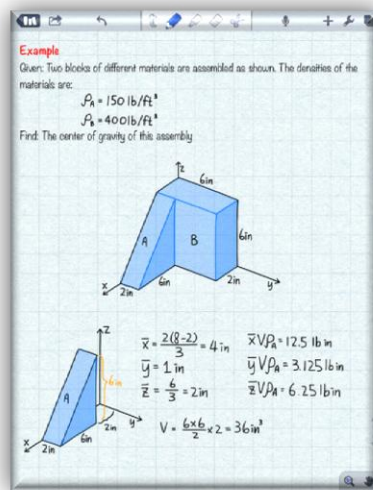
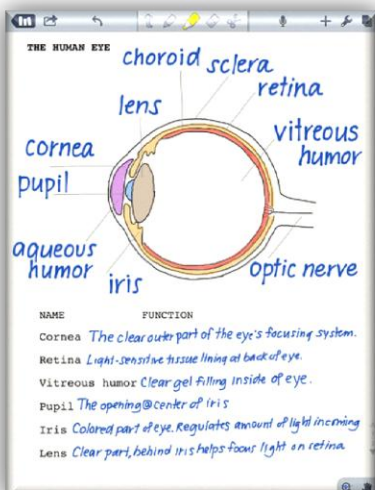
WHAT CAN TEACHERS DO?

- Import, Annotate and Share documents & Power Points
- Illustrate concepts
- Screenshot websites
- Create Visual Study Guides
- Import Books and Images
- Record lectures
- Organize Notes by Unit

WHAT CAN STUDENTS DO?

- Take Notes
- Write Essays
- Create Outlines
- Annotate PDF's & Worksheets
- Create Audio Notes
- Upload Documents via Google Drive
- Organize Notes by subject

EXAMPLES





TEACHING WITH NOTABILITY

From PDF's to E-Sheets

Import Saved PDF's from Google Drive or Dropbox or download from Safari.



PDF RESOURCES

[Worksheet Works](#)
[Science Notebooking](#)
[Math=Love Graphic Organizers](#)
[Social Studies Graphic Organizers](#)

[Notebooking Fairy](#)
[ELA Graphic Organizers](#)
[Science Graphic Organizers](#)
[School Express](#)

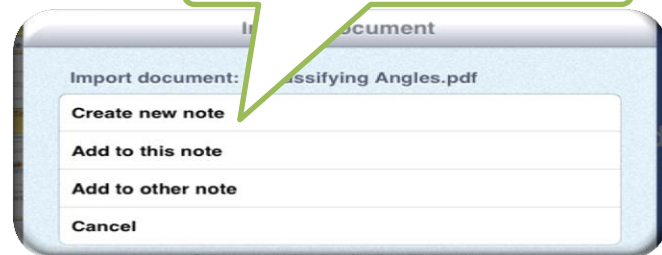
STEP 1

Select the PDF and Select Open In Notability



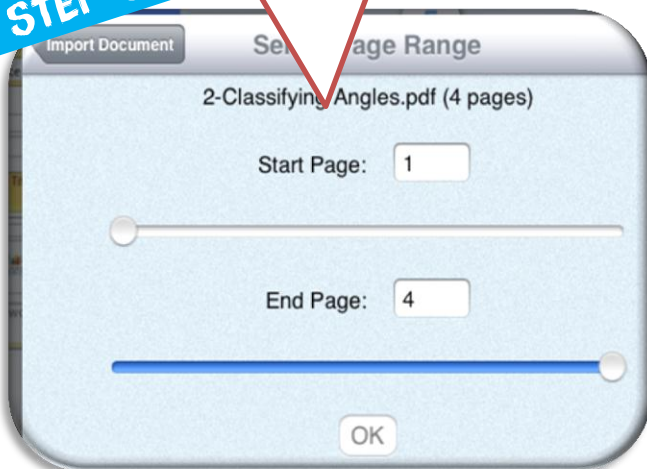
STEP 2

Select Create a New Note



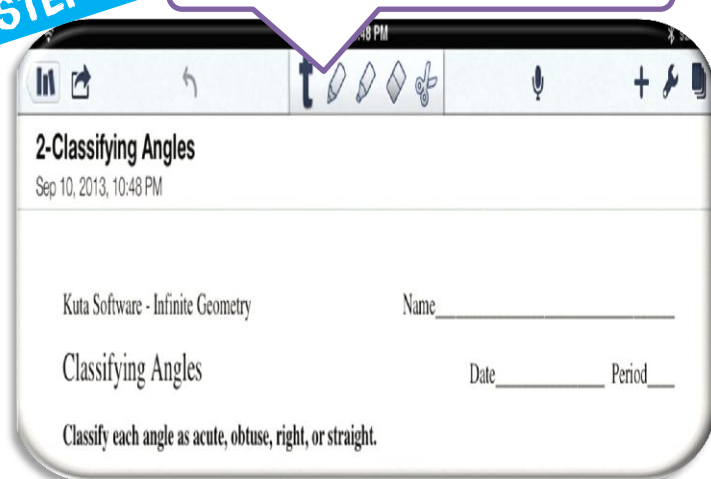
STEP 3

Select the page to Import .
Select OK



STEP 4

Students annotate using text or pen



STEP 5



Share documents with students via
Google Drive



TEACHING WITH NOTABILITY

Organizing Notes

Organize notes for each subject by creating color coded folders.

STEP 1

Tap the + Sign Select Create Subject and Name it.



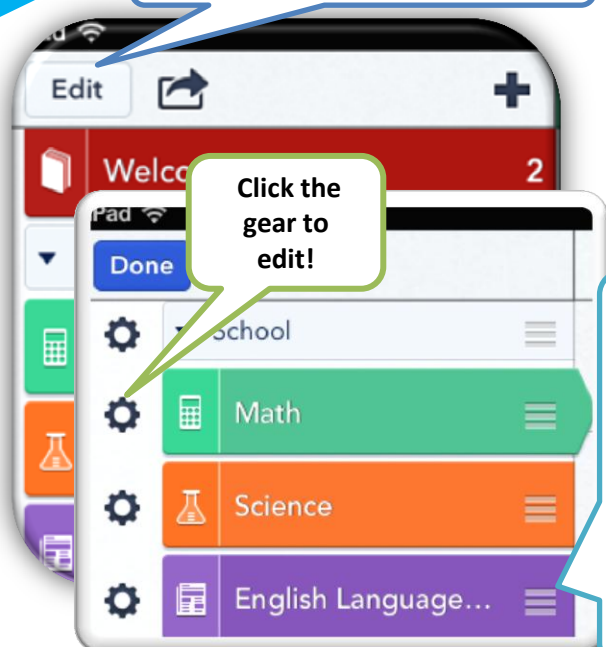
STEP 2

The new subject should appear below the last subject.



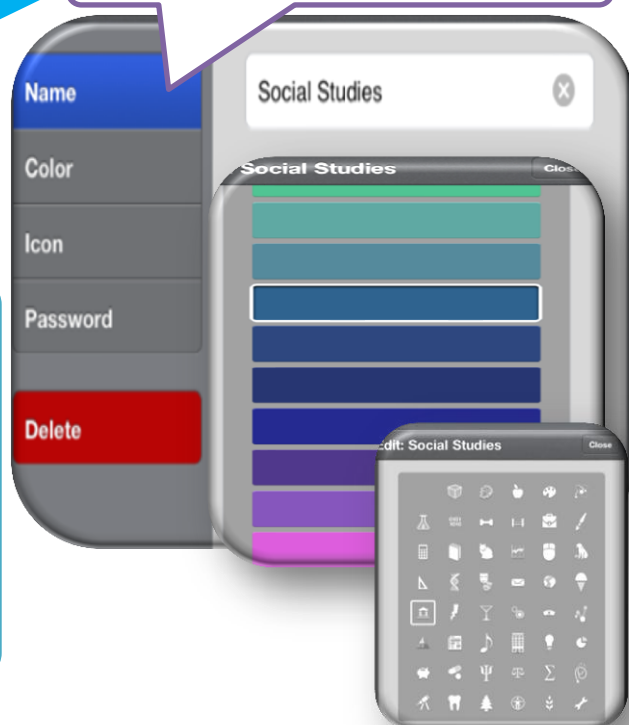
STEP 3

Click the Edit button to move and edit subjects.



STEP 4

Rename you Subject, change the color, select an icon or password protect it.





TEACHING WITH NOTABILITY

Create a Note

Create simple notes, sketch ideas, create outlines, handouts, guides & more.

Destination

Text

Highlight

Eraser

Utilities

Pen

Cut

Audio

Media

Pages

Note Sep 12, 2013 (4)
Sep 12, 2013, 9:07 PM

Media

- Photo
- Take A Photo
- Figure
- Web Clip
- Stickies

Utilities

- Read Only
- Paper
- Help

View pages in your notebook!

Create the note in the section you would like to save it in. Make sure the top bar matches the subject.

Click here To compose A new note!

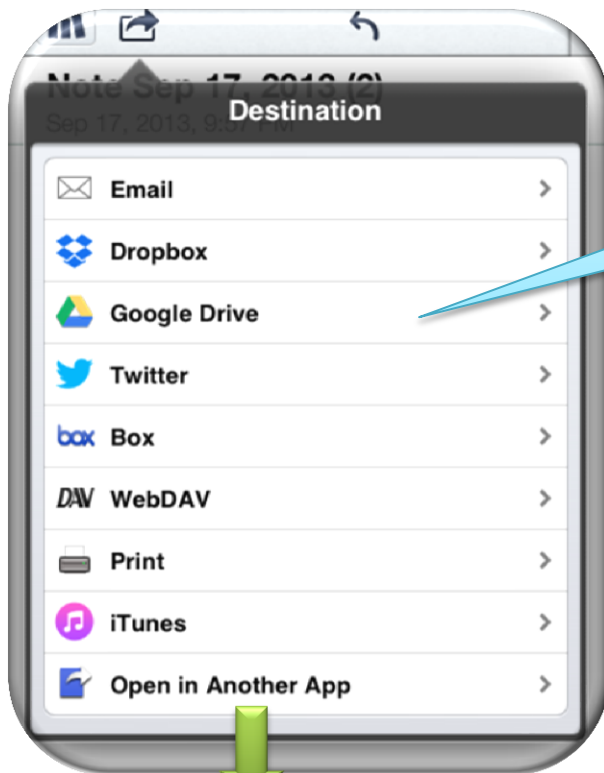
Insert Websites into your note.



TEACHING WITH NOTABILITY

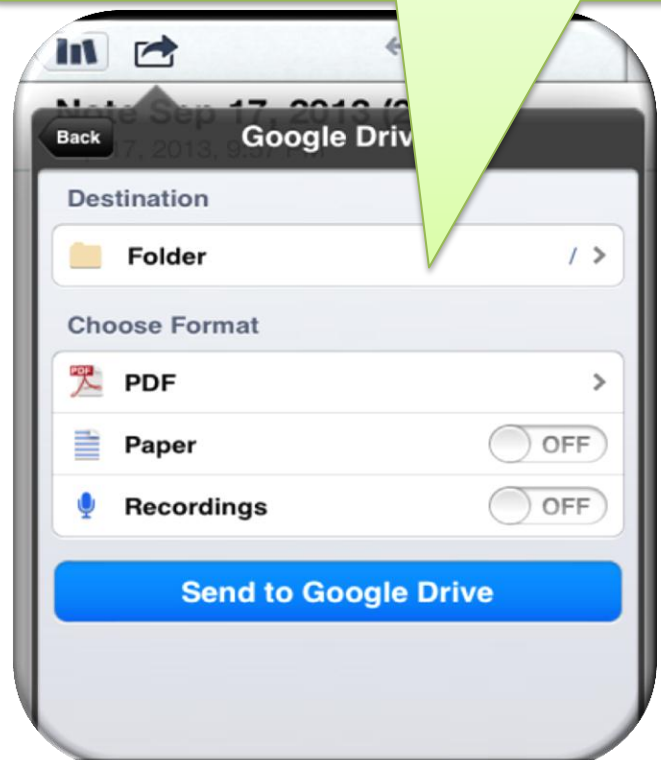
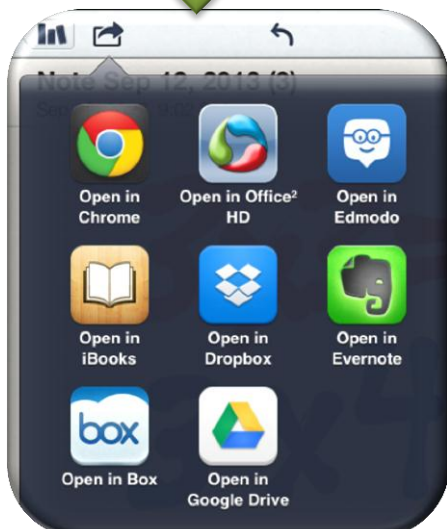
Sharing/Exporting a Note

Create simple notes , sketch ideas, create outlines, handouts , guides & more.



Select Google Drive to share your document with your teacher or select Open in Another App.

- Save to a Google Drive folder.
- Save a PDF, RTF or Note.
- Turn the recordings off or on.
- Select Send to Google Drive to save the note.





TEACHING WITH NOTABILITY

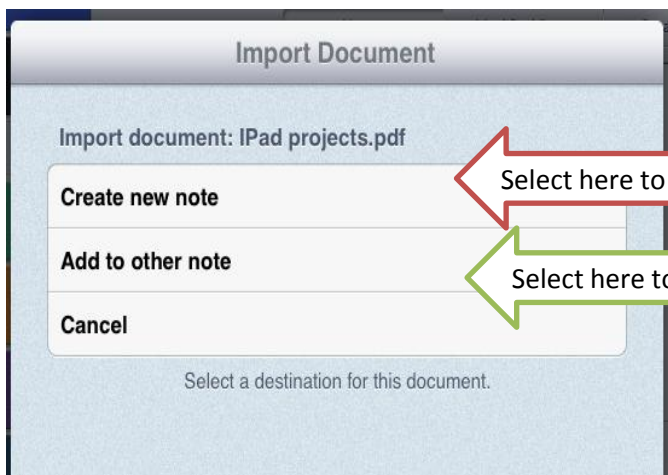
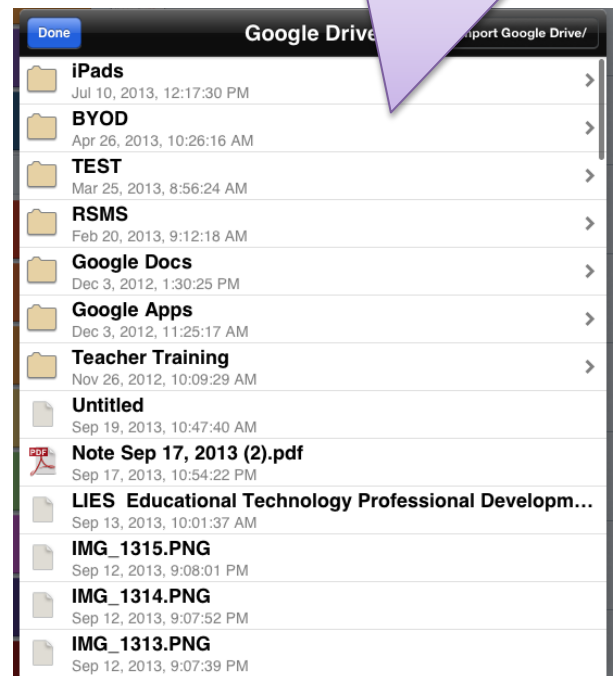
Importing a Document

Notability allows you to import documents in a multitude of formats; PDFs, docs and ppt files using Google Drive.

Import documents from your Google Drive or Dropbox account!



Select a document from Google Drive.



Select here to create a separate note

Select here to add to a previous note

*The note will be placed in the pre-selected subject folder.



TEACHING WITH NOTABILITY

Common Core Integration

Technology is an integral part of the common core. Use notability to meet the writing , research and multimedia standards.

WRITING

Students will explore a variety of digital tools to produce and publish writing including in collaboration with peers.

Students may use notability to outline processes in science, show how to problem solve in math and create historical essays or write short stories with illustrations in language arts. Collaborate on content by sharing through Google Drive with your peers.

RESEARCH

Gather relevant information and consult general and specialized reference materials from multiple digital and print resources.

Use the Web Clip feature to search online encyclopedias, journals, newspapers, libraries and websites for information. Once they've found the information, student will insert the web clip into the note and add important points about the web clip.

MULTIMEDIA

Integrate Multimedia and visual displays into presentations to aide in comprehension.

Notabilities audio and drawing features allow students to create visual presentations and documents. Student can record lectures and steps to the problems, develop fluency and express concepts visually.

COMMON CORE ACTIVITIES AND LESSON PLANS

Import these documents and presentations from the websites below using these apps!



WRITING & READING

ReadWorks.org

Free download non-fiction reading passages with questions sets for all subjects. K-8.

www.readworks.org



Printable CCSS aligned lesson plans with activity sheets for K-5 grade.

http://www.fcrr.org/curriculum/SCA_CCSS_index.shtm



Features a phenomenal skills library based on the Common Core ELA Standards. Each skill include a detailed easy to adapt lesson. K-12 Includes lessons for Science and Social Studies.

www.literacyta.com

MATH & SCIENCE

Opus


Create common core math quizzes, worksheets and test from clickable question bank. Download as a Google Doc or Word Document.

www.opusmath.com



Printable CCSS aligned lesson plans with activity sheets for K-5 grade.

<http://www.mathgoodies.com/standards>



Find lessons in video and Power Point form based on the CCSS. Download, edit and share.

www.learnzillion.com